

American Units

### Product Description

Gabions are baskets manufactured from 8x10 double twisted hexagonal woven steel wire mesh, as per ASTM A975 (Figs. 1, 2). Gabions are filled with stones at the project site to form flexible, permeable, monolithic structures such as retaining walls, channel linings, and weirs for erosion control projects. The steel wire used in the manufacture of the gabion is heavily zinc coated soft temper steel. The standard specifications of mesh-wire are shown in Table 2.

The gabion is divided into cells by diaphragms positioned at approximately 3 ft (0.9 m) centers (Fig.1). To reinforce the structure, all mesh panel edges are selvedged with a wire having a greater diameter (Table 3). Dimensions and sizes of galvanized gabions are shown in Table 1.

Gabions shall be manufactured and shipped with all components mechanically connected at the production facility.

### Wire

All tests on wire must be performed prior to manufacturing the mesh. All wire should comply with ASTM A975, style 1 coating. Wire used for the manufacture of Gabions and the lacing wire, shall have a maximum tensile strength of 75,000 psi (515 MPa) as per ASTM A641/A641M-03, soft temper steel.

### Woven Wire Mesh Type 8x10

The mesh and wire characteristics shall be in accordance with ASTM A975 Table 1, Mesh type 8x10. The nominal mesh opening  $D = 3.25$  in. (83 mm) as per Fig. 2.

The minimum mesh properties for strength and flexibility should be in accordance with the following:

- *Mesh Tensile Strength* shall be 3500 lb/ft (51.1 kN/m) minimum when tested in accordance with ASTM A975 section 13.1.1.
- *Punch Test* resistance shall be a minimum of 6000 lb (26.7 kN) when tested in compliance with ASTM A975 section 13.1.4 .
- *Connection to Selvedges* should be 1400 lb/ft (20.4 kN/m) when tested in accordance with ASTM A975.

### Lacing, Assembly and Installation

Gabion units are assembled and connected to one another using lacing wire specified in Table 3 and described in Fig. 4. MacTie preformed stiffeners or lacing wire can be used as internal connecting wires when a structure requires more than one layer of gabions to be stacked on top of each other. Internal connecting wires with lacing wire shall connect the exposed face of a cell to the opposite side of the cell. Internal connecting preformed stiffeners shall connect the exposed face of a cell to the adjacent side of the cell. Preformed stiffeners are installed at 45° to the face/side of the unit, extending an equal distance along each side to be braced (approximately 1 ft. (300 mm)). An exposed face is any side of a gabion cell that will be exposed or unsupported after the structure is completed.

Galvanized steel ring fasteners can be used instead of, or to complement, the lacing wire (Fig. 5).

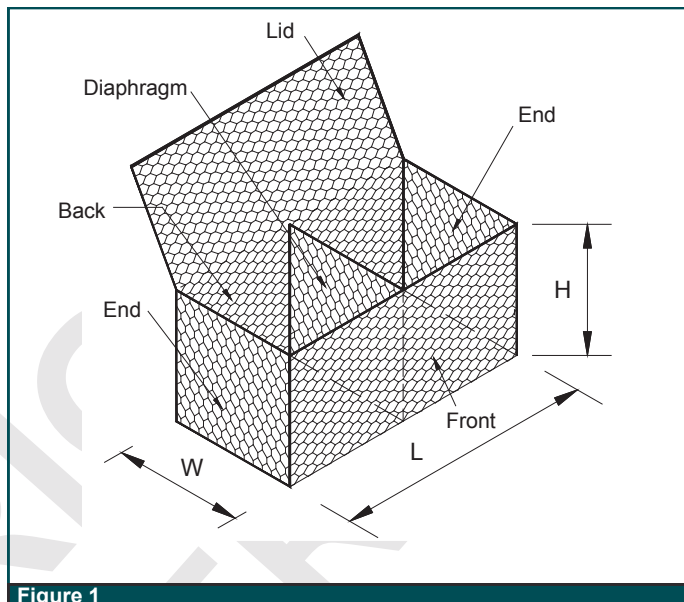


Figure 1

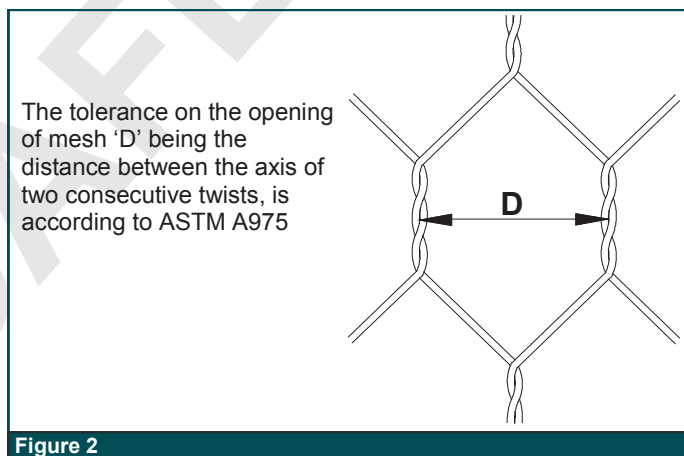


Figure 2



Figure 3—Example of gabion wall

**Table 1—Sizes for Gabions**

L=Length ft (m)	W=Width ft (m)	H=Height ft (m)	# of cells
6 (1.8)	3 (0.9)	3 (0.9)	2
9 (2.7)	3 (0.9)	3 (0.9)	3
12 (3.6)	3 (0.9)	3 (0.9)	4
6 (1.8)	3 (0.9)	1.5 (0.45)	2
9 (2.7)	3 (0.9)	1.5 (0.45)	3
12 (3.6)	3 (0.9)	1.5 (0.45)	4
6 (1.8)	3 (0.9)	1 (0.3)	2
9 (2.7)	3 (0.9)	1 (0.3)	3
12 (3.6)	3 (0.9)	1 (0.3)	4
4.5 (1.4)	3 (0.9)	3 (0.9)	1
12 (3.6)**	6 (1.8)	1 (0.3)	4

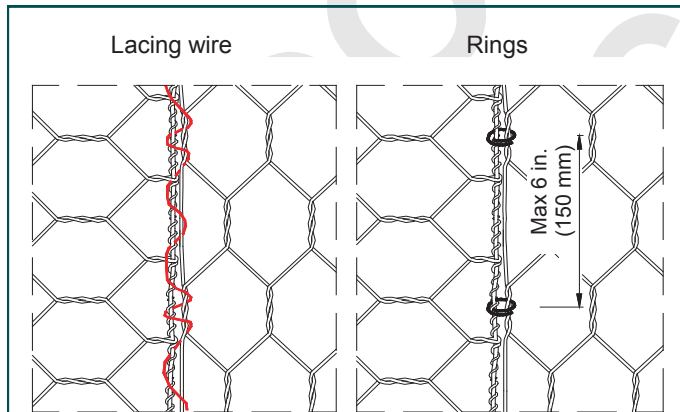
All sizes and dimensions are nominal. Tolerances of  $\pm 5\%$  of the width, height, and length of the gabions shall be permitted.

Galvanized steel rings for galvanized gabions shall be in accordance with ASTM A975 section 6.3.

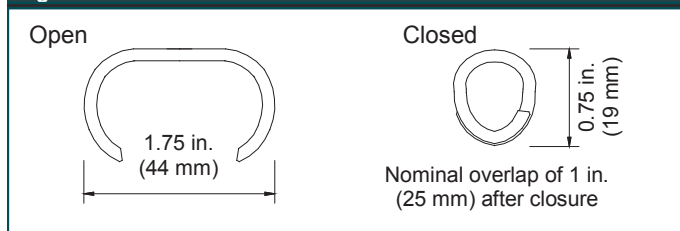
Spacing of the rings shall be in accordance with ASTM A975 Table 2, Panel to Panel connection, Pull-Apart Resistance. In any case, ring fasteners spacing shall not exceed 6 in. (150 mm) (Fig. 4).

The rings can be installed using pneumatic or manual tools (Fig. 6). For full details, please see the Gabion Product Installation Guide.

The average maximum resistance of the fasteners from the field shall not be lower than 90% of the resistance provided in the certification.



**Figure 4**



**Figure 5**

**Table 2—Standard mesh-wire**

Type	D in. (mm)	Tolerance	Wire Dia in. (mm)
8x10/ ZN	3.25 (83)	$\pm 10\%$	0.12 (3.05)

**Table 3—Standard wire diameters**


	Lacing Wire	Mesh Wire	Selvedge Wire / Preformed Stiffeners
<b>Mesh Diameter <math>\phi</math> in. (mm)</b>	0.087 (2.20)	0.120 (3.05)	0.153 (3.90)
<b>Wire Tolerance (<math>\pm</math>) <math>\phi</math> in. (mm)</b>	0.004 (0.10)	0.004 (0.10)	0.004 (0.10)
<b>Minimum Qty/Zinc oz/ft<sup>2</sup> (g/m<sup>2</sup>)</b>	0.70 (214)	0.85 (259)	0.90 (275)

### Quantity Request

When requesting a quotation, please specify:

- Number of units,
- Size of units (length x width x height, see Table 1),
- Type of mesh,
- Type of coating.

EXAMPLE: No. 100 gabions, 6x3x3, Mesh type 8x10, Wire diam. 0.120 in, Galvanized.



**Figure 6**

### Maccaferri, Inc.

10303 Governor Lane Blvd., Williamsport, MD 21795  
 Tel. (800) 638-7744 - Fax (301) 223-4590  
 E-mail: [info@maccaferri-usa.com](mailto:info@maccaferri-usa.com) - Web site: [www.maccaferri-usa.com](http://www.maccaferri-usa.com)

### Area Offices:

Phoenix, Arizona  
 Sacramento, California  
 Miami, Florida  
 St. Louis, Missouri

Trenton, New Jersey  
 Albuquerque, New Mexico  
 Caguas, Puerto Rico  
 Dallas/Ft. Worth, Texas